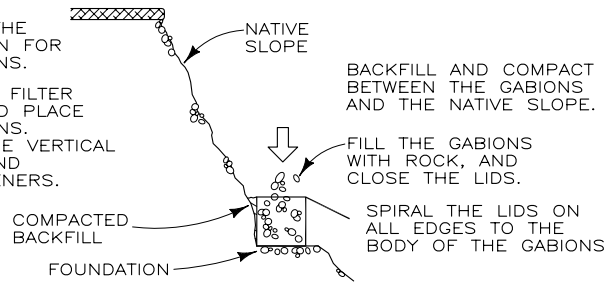


STEP 1

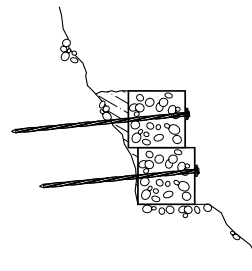
PREPARE THE FOUNDATION FOR THE GABIONS.
BEGIN THE FILTER FABRIC AND PLACE THE GABIONS.
INSTALL THE VERTICAL SPIRALS AND THE STIFFENERS.



BACKFILL AND COMPACT BETWEEN THE GABIONS AND THE NATIVE SLOPE.
FILL THE GABIONS WITH ROCK, AND CLOSE THE LIDS.
SPIRAL THE LIDS ON ALL EDGES TO THE BODY OF THE GABIONS

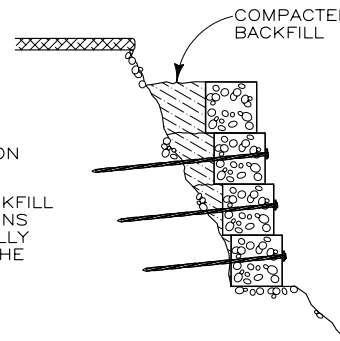
STEP 4

AS IN STEP 2, LOAD THE SPIRALNAIL, WITH FLANGE, INTO THE HAMMER.
DRIVE THE SPIRALNAILS THROUGH THE GABIONS AND INTO COMPETENT NATIVE SLOPE



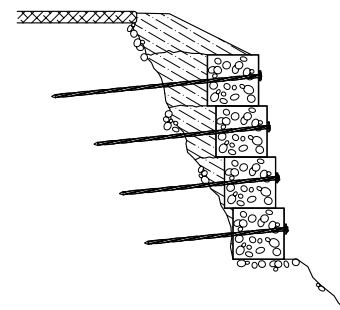
STEP 5

CONTINUE STEPS 3 AND 4 TO THE TOP OF THE GABION WALL.
BE SURE THE BACKFILL BEHIND THE GABIONS IS COMPACTED FULLY BEFORE DRIVING THE SPIRALNAILS.



STEP 6

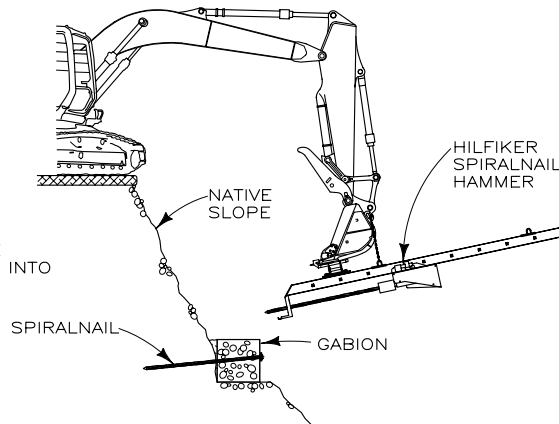
FINISH THE BACKFILL OVER THE TOP OF THE GABIONS



STEP 2

LOAD THE SPIRALNAIL WITH FLANGE, INTO THE HAMMER.

DRIVE THE SPIRALNAILS THROUGH THE GABIONS AND INTO COMPETENT NATIVE SLOPE



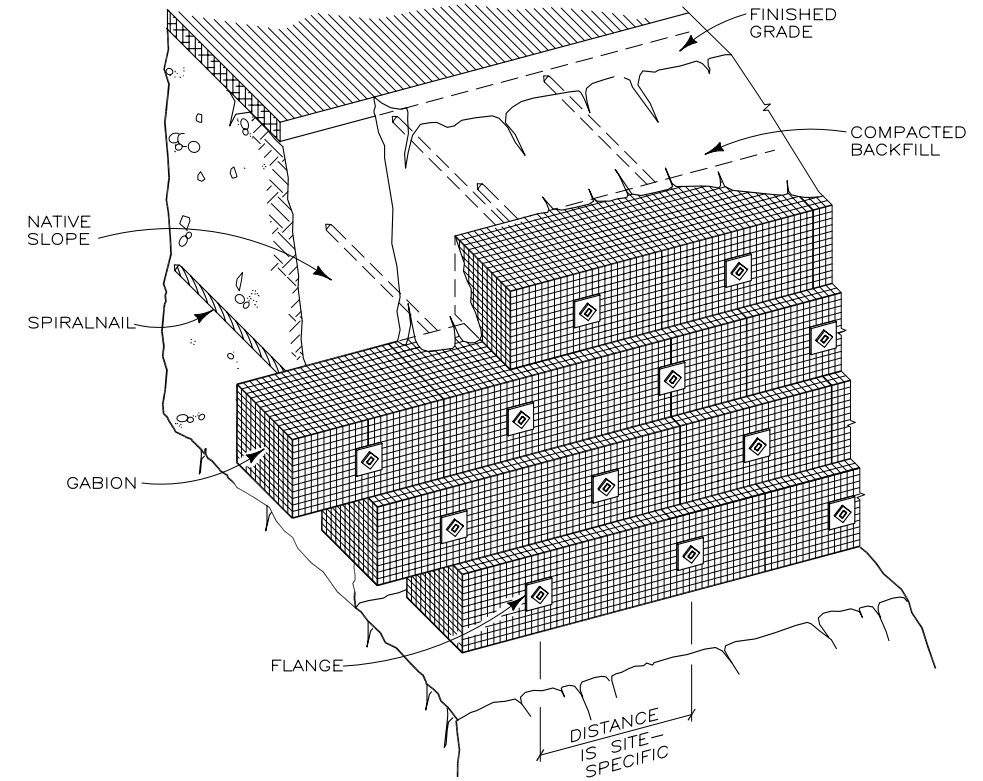
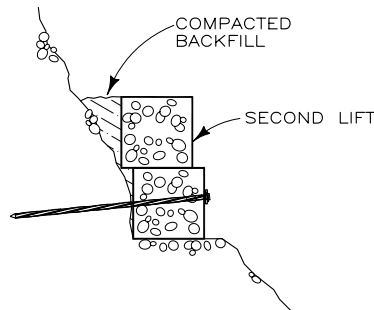
STEP 3

PLACE THE SECOND LIFT OF GABIONS AND SPIRAL THEM PERMANENTLY TO THE LIFT BELOW.

INSTALL THE VERTICAL SPIRALS AND STIFFENERS IN THE SECOND LIFT.

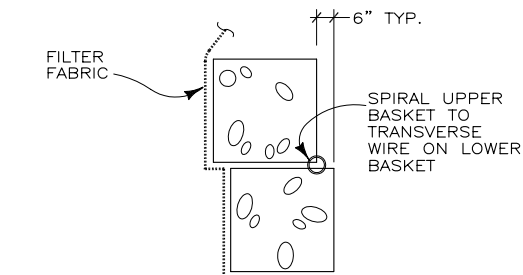
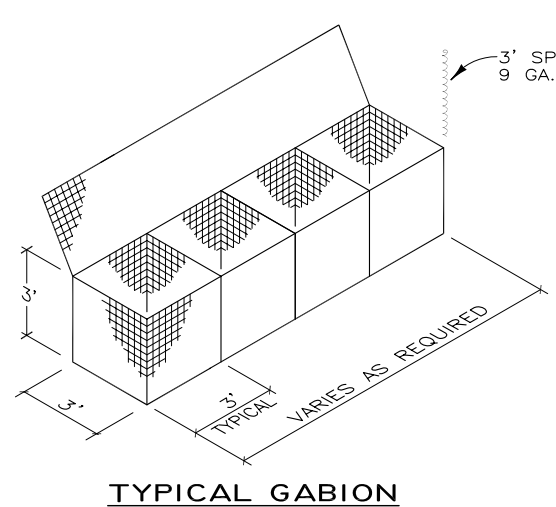
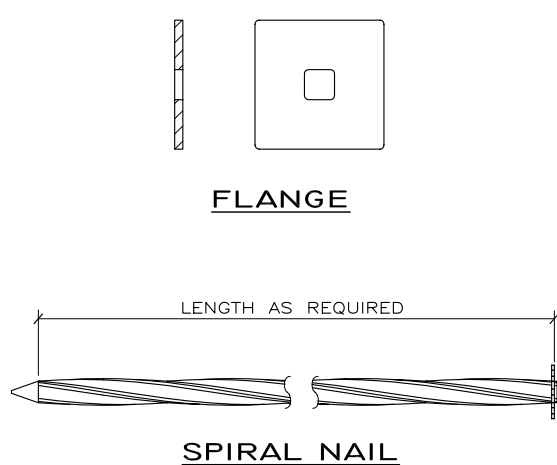
PLACE THE ROCK, CLOSE AND SECURE THE LIDS.

BACKFILL AND COMPACT CAREFULLY BEHIND THE GABIONS

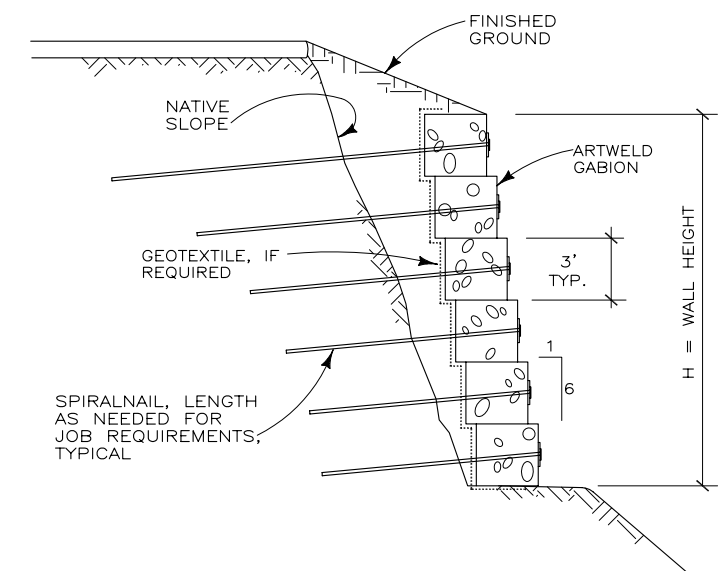


PICTORIAL ELEVATION

CONSTRUCTION SEQUENCE



CONNECTION DETAIL

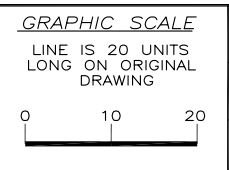


TYPICAL SECTION

SPIRALNAIL-AWG.DWG

THIS DRAWING IS FURNISHED SOLELY FOR THE USE OF OR IN CONNECTION WITH THIS PROJECT, AND THE PROPRIETARY INFORMATION SHOWN HEREON IS NOT TO BE TRANSMITTED TO ANY OTHER ORGANIZATION WITHOUT SPECIFIC AUTHORIZATION BY THE HILFIKER COMPANY. HILFIKER RETAINING WALLS ARE PROTECTED BY ONE OR MORE OF THE FOLLOWING PATENTS: 243,613, 243,697, 288,616, 4,117,686, 4,329,089, 4,324,508, 4,391,557, 4,905,621, 4,643,618, 4,661,023, 4,856,939, 5,076,735, 5,647,695, 5,722,799, 6,357,970 AND OTHERS. OTHER PATENTS PENDING (2004)

| REV. NO. | DATE | BY | DESCRIPTION |
|----------|------|----|-------------|
| | | | |
| | | | |
| | | | |



PROJ. MGR.
ENGINEER
CADD BY
DR

HILFIKER RETAINING WALLS
3900 Broadway Eureka, CA 95503
P.O. Box 2012 Eureka, CA 95501
707-443-5093 Fax 707-443-2891
Toll-Free 800-762-8962
Web: <http://hilfiker.com> email: info@hilfiker.com



DWG DATE
8 APRIL 93
REVISION DATE
SCALE
NONE

STANDARD DRAWING
ArtWeld GABION M.S.E. WALL WITH HILFIKER SPIRALNAILS
DETAILS

PROJECT NO.
SHEET
1
OF 1