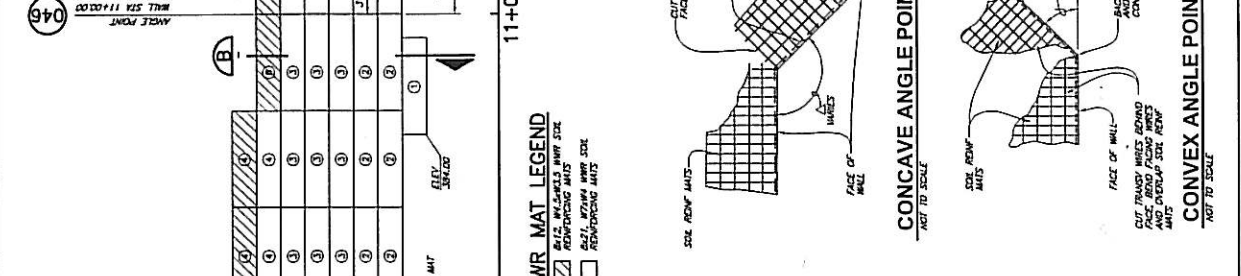


PLAN
7/65'



REVISION NO. DATE
 NO. 1
 DATE 4/20/13

VERIFY SCALES
 NO. 5 OF 5
 DATE 4/20/13
 M.J. ...
 707-441-8833
 1720 G STREET, SUITE 100
 CARROLLVILLE, CA 95921
 M.J. ...
 707-441-8833
 1720 G STREET, SUITE 100
 CARROLLVILLE, CA 95921
 CONSULTING ENGINEERS & GEOLGISTS, INC.



WWR MAT LEGEND
 (1/2) 6x12 IN. x 3/8 IN. WWR MAT
 (2) 6x12 IN. x 3/8 IN. WWR MAT
 (3) 6x12 IN. x 3/8 IN. WWR MAT
 (4) 6x12 IN. x 3/8 IN. WWR MAT
 (5) 6x12 IN. x 3/8 IN. WWR MAT
 (6) 6x12 IN. x 3/8 IN. WWR MAT

MAT DEPTH SCHEDULE
 (1) 8'-9"
 (2) 10'-4"
 (3) 12'-3"
 (4) 14'-0"
 (5) 8'-9"
 (6) 12'-9"

WALL ELEVATION
 7'-5"




NOTES:
 1. WALL SHOULD TO BE WELL GRADED OVER ANY GRAVEL, 100% COMPACT TO 95% RELATIVE DENSITY.
 2. ANY MATERIAL PLACED ABOVE TOP OF WALL TO BE PLACED IN ACCORDANCE WITH CONTRACT DOCUMENTS.




NOTES:
 1. WALL SHOULD TO BE WELL GRADED OVER ANY GRAVEL, 100% COMPACT TO 95% RELATIVE DENSITY.
 2. ANY MATERIAL PLACED ABOVE TOP OF WALL TO BE PLACED IN ACCORDANCE WITH CONTRACT DOCUMENTS.



NOTES:
 1. WALL SHOULD TO BE WELL GRADED OVER ANY GRAVEL, 100% COMPACT TO 95% RELATIVE DENSITY.
 2. ANY MATERIAL PLACED ABOVE TOP OF WALL TO BE PLACED IN ACCORDANCE WITH CONTRACT DOCUMENTS.



NOTES:
 1. WALL SHOULD TO BE WELL GRADED OVER ANY GRAVEL, 100% COMPACT TO 95% RELATIVE DENSITY.
 2. ANY MATERIAL PLACED ABOVE TOP OF WALL TO BE PLACED IN ACCORDANCE WITH CONTRACT DOCUMENTS.



NOTES:
 1. WALL SHOULD TO BE WELL GRADED OVER ANY GRAVEL, 100% COMPACT TO 95% RELATIVE DENSITY.
 2. ANY MATERIAL PLACED ABOVE TOP OF WALL TO BE PLACED IN ACCORDANCE WITH CONTRACT DOCUMENTS.

13050867