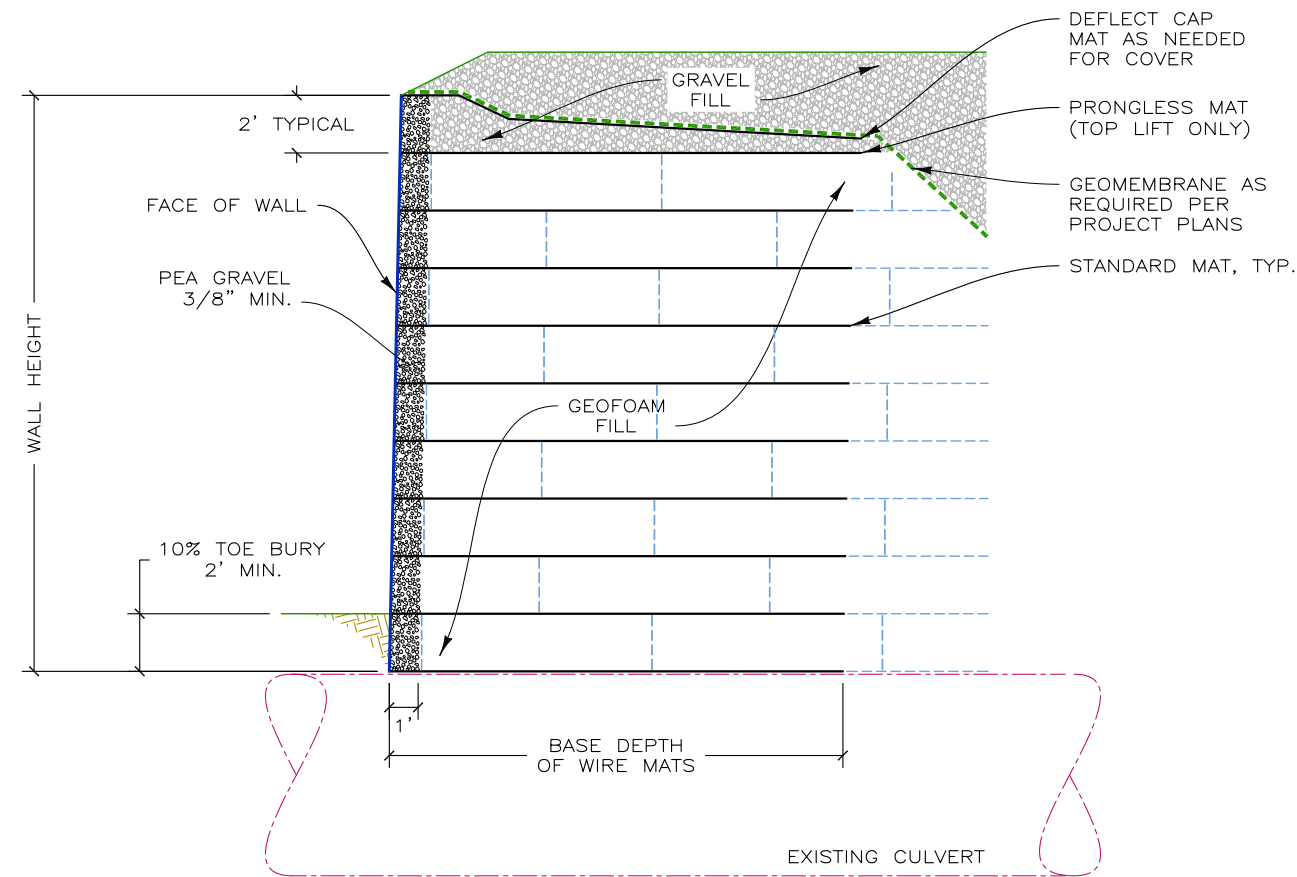
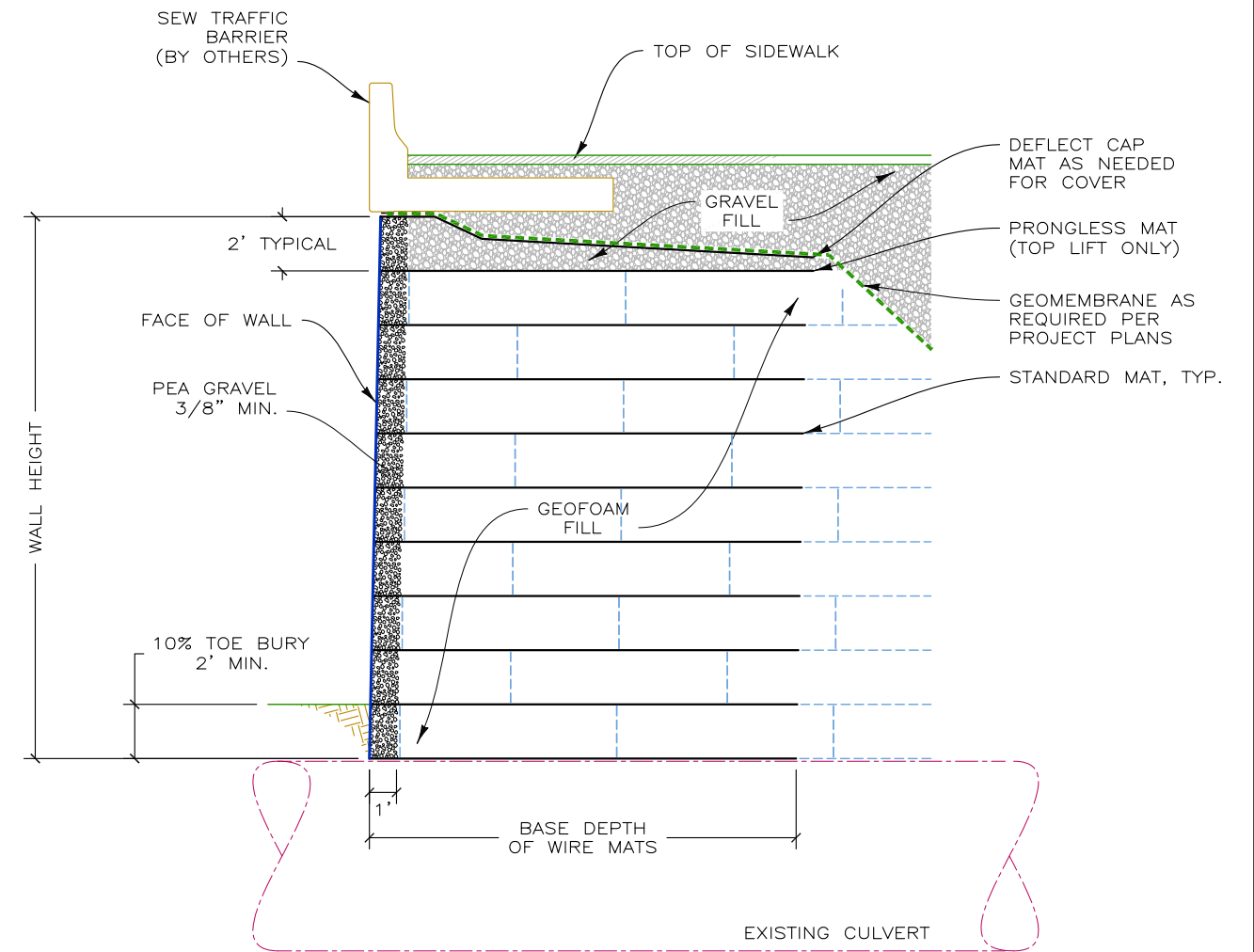


161129BW GLACIER HIGHWAY RECONSTRUCTION



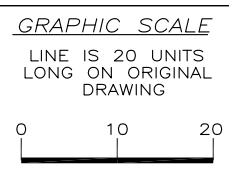
TYPICAL GEOFOAM SECTION WITH WIRE FACING
SCALE: 3" = 20'



TYPICAL GEOFOAM SECTION AT BARRIER WITH WIRE FACING
SCALE: 3" = 20'

THIS DRAWING IS FURNISHED SOLELY FOR THE USE OF OR IN CONNECTION WITH THIS PROJECT AND THE PROPRIETARY INFORMATION SHOWN HEREON IS NOT TO BE TRANSMITTED TO ANY OTHER ORGANIZATION WITHOUT SPECIFIC AUTHORIZATION BY THE HILFIKER COMPANY. HILFIKER RETAINING WALLS ARE PROTECTED BY ONE OR MORE OF THE FOLLOWING PATENTS: 243,613; 243,697; 288,616; 4,117,686; 4,329,089; 4,324,508; 4,391,557; 4,505,621; 4,343,318; 4,661,023; 4,856,939; 4,929,125; 5,076,735; 5,647,695; 5,722,799; 5,733,072; 6,357,970B1; 6,874,975B2; 7,033,118B2; AND OTHERS. OTHER PATENTS PENDING (2008)

REV. NO.	DATE	BY	DESCRIPTION
1	15 FEB 17	AMJ	ADDED NON-BARRIER SECTION & FILTER FABRIC



PROJ. MGR.
HKH
ENGINEER
CADD BY
AMJ

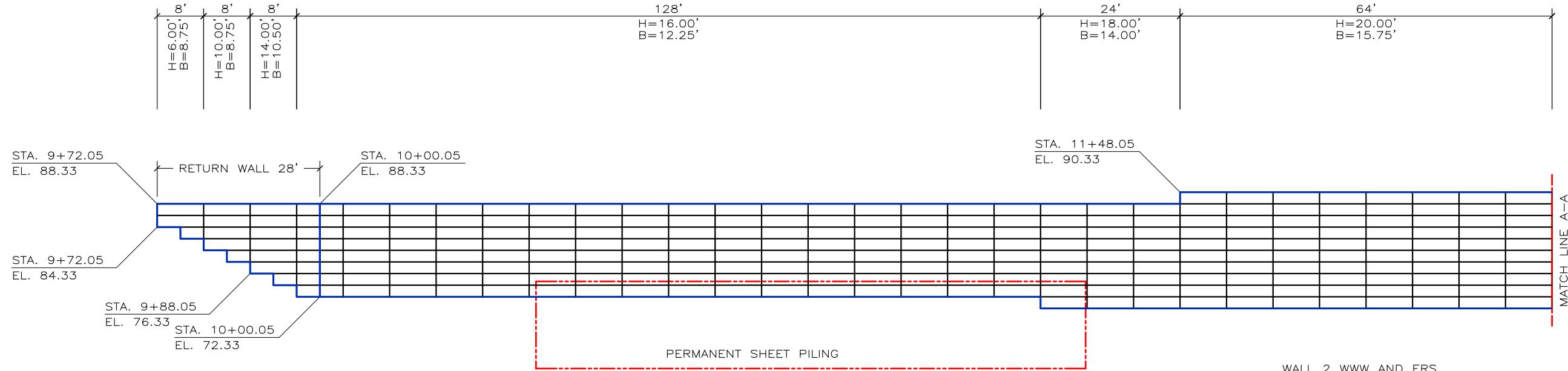
HILFIKER RETAINING WALLS

1902 Hilfiker Lane
Eureka, CA 95503-5711
TOLL-FREE 800.762.8962
PH 707.443.5093 FAX 707.443.2891
WEBSITE www.hilfiker.com E-MAIL info@hilfiker.com

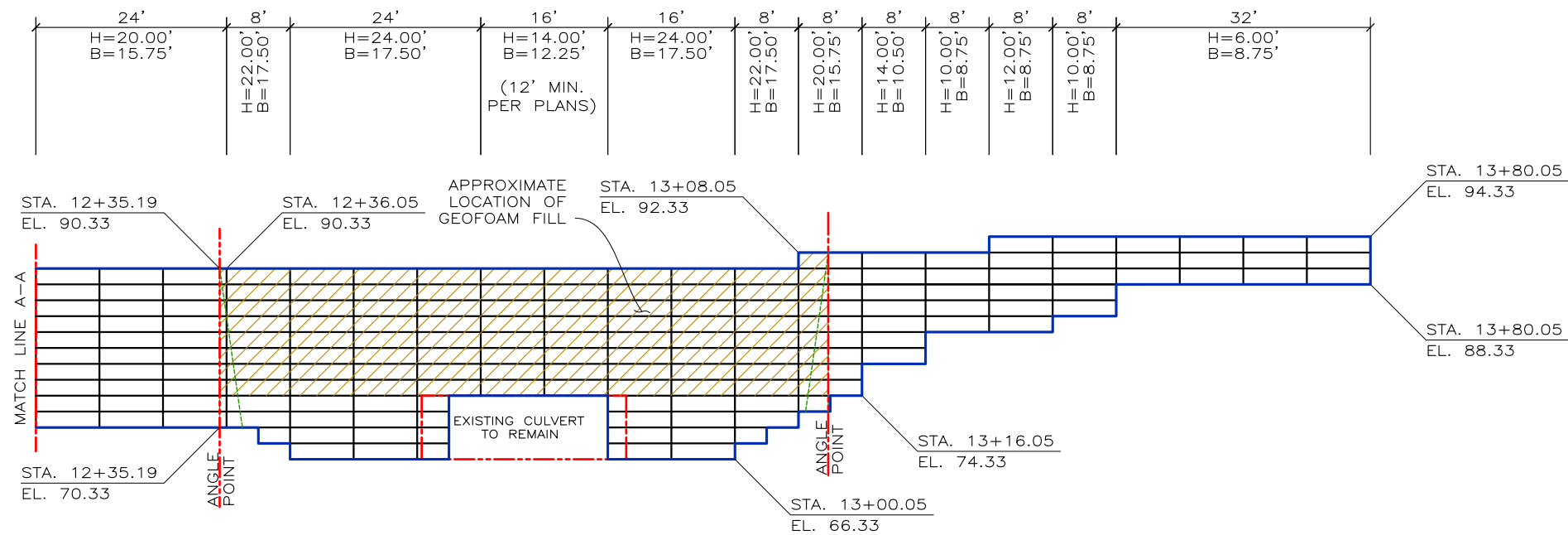
DWG DATE
14 FEB 17
REVISION DATE
SCALE
NOTED

FOR BIDDING PURPOSES ONLY
WELDED WIRE WALL
GLACIER HIGHWAY RECONSTRUCTION
ALASKA DEPT. OF TRANSPORTATION
JUNEAU, ALASKA
DETAILS AND NOTES

PROJECT NO.
161129BW
SHEET
1
OF 1



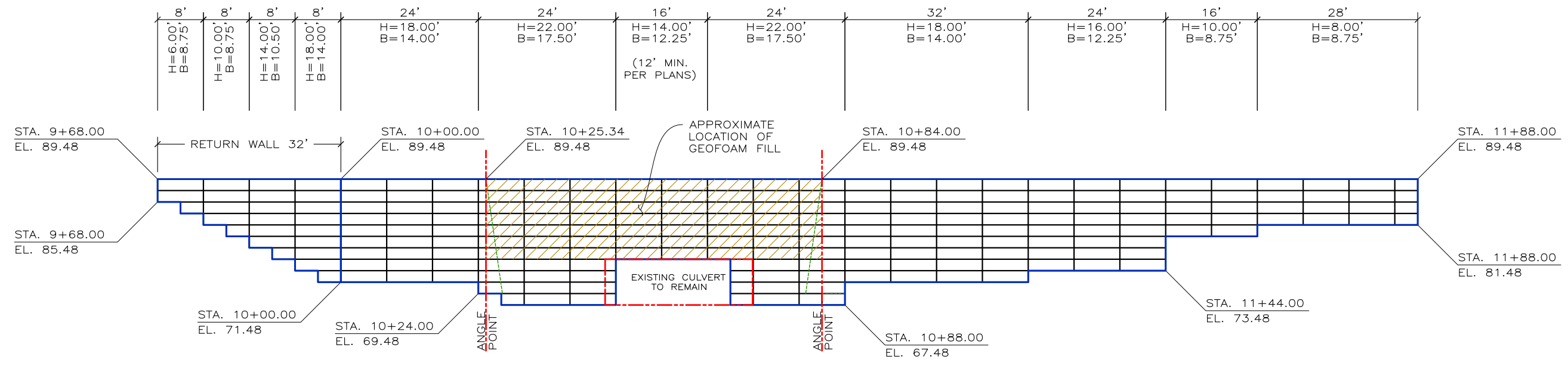
WALL 2 WWW AND ERS
 WALL FACE AREA: 6,408 SQ. FT.
 RETURN WALL FACE AREA: 280 SQ. FT.
 TOTAL WALL FACE AREA: 6,688 SQ. FT.



161129BW GLACIER HIGHWAY RECONSTRUCTION

WALL 2 FACE AREA:	6,688 SQ. FT.
WALL 3 FACE AREA:	3,376 SQ. FT.
TOTAL FACE AREA:	10,064 SQ. FT.

EXTRA AREA MAY BE REQUIRED FOR CONVERTING BATTERED WALL TO VERTICAL WALL AT ANGLE POINTS.



WALL 3 WWW AND ERS
 WALL FACE AREA: 3,024 SQ. FT.
 RETURN WALL FACE AREA: 352 SQ. FT.
 TOTAL WALL FACE AREA: 3,376 SQ. FT.