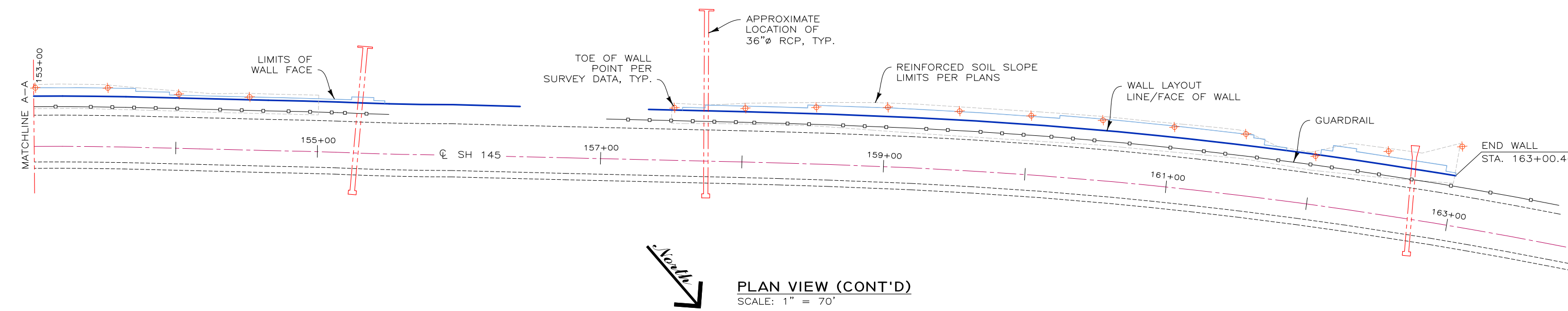


PLAN VIEW
SCALE: 1" = 70'



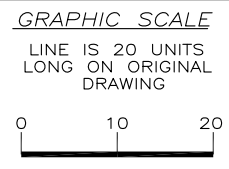
PLAN VIEW (CONT'D)
SCALE: 1" = 70'

SUPPLIED QUANTITIES:
TOTAL FACE AREA: 15,448 SQ. FT.

190117BW SH145 SAN MIGUEL COUNTY

THIS DRAWING IS FURNISHED SOLELY FOR THE USE OF OR IN CONNECTION WITH THIS PROJECT AND THE PROPRIETARY INFORMATION SHOWN HEREON IS NOT TO BE TRANSMITTED TO ANY OTHER ORGANIZATION WITHOUT SPECIFIC AUTHORIZATION BY THE HILFIKER COMPANY. HILFIKER RETAINING WALLS ARE PROTECTED BY ONE OR MORE OF THE FOLLOWING PATENTS: 2,433,613; 2,433,697; 2,886,616; 4,117,686; 4,329,089; 4,324,508; 4,391,557; 4,505,621; 4,343,318; 4,661,023; 4,856,939; 4,929,125; 5,076,735; 5,647,695; 5,722,799; 5,733,072; 6,357,970B1; 6,874,975B2; 7,033,118B2; AND OTHERS. OTHER PATENTS PENDING (2008)

REV. NO.	DATE	BY	DESCRIPTION
1	14 MAR 19	DH	SHOP DRAWINGS
2	8 MAY 19	DH	ADDRESS SHOP DRAWING COMMENTS



PROJ. MGR.
LB
ENGINEER
CADD BY
AH

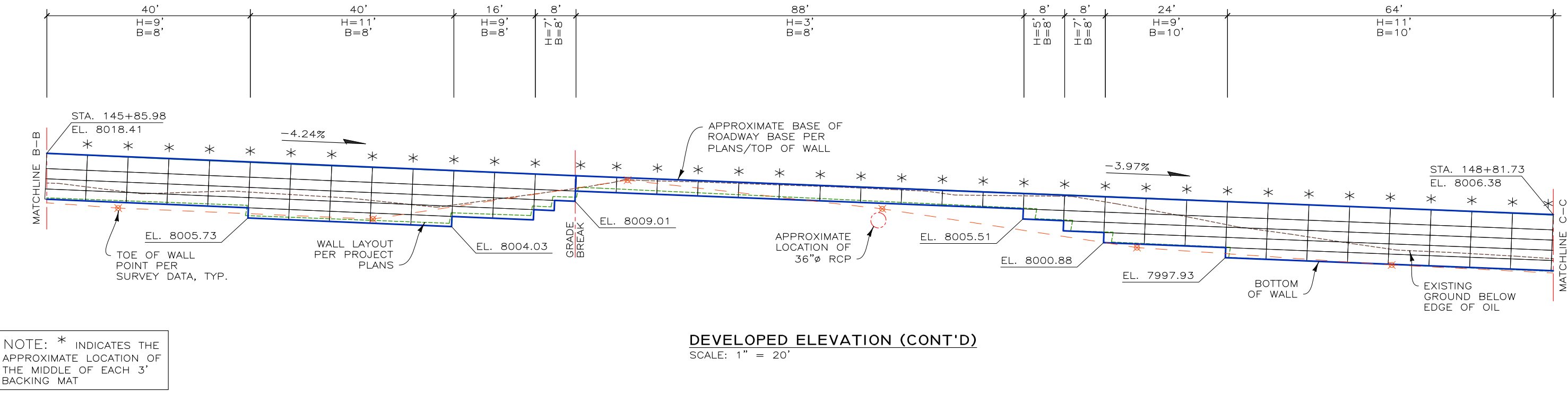
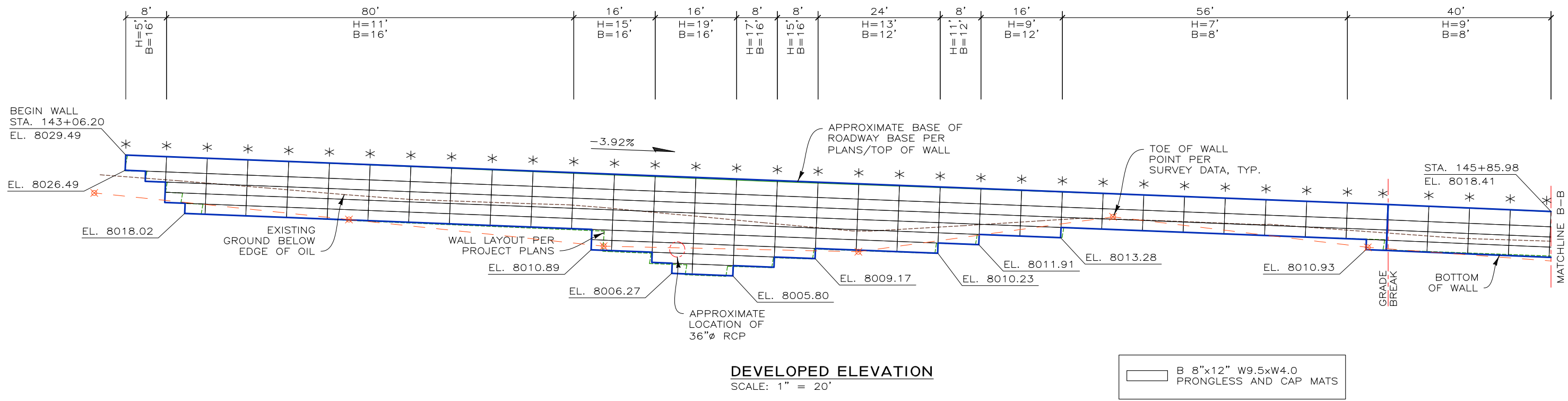
HILFIKER RETAINING WALLS

1902 HilfiKER Lane
Eureka, CA 95503-5711
TOLL-FREE 800.762.8962
PH 707.443.5093 FAX 707.443.2891
WEBSITE www.hilfiKER.com E-MAIL info@hilfiKER.com

DWG DATE
12 FEB 19
REVISION DATE
8 MAY 19
SCALE
NOTED

SHOP DRAWINGS
WELDED WIRE WALL
SHI45 SAN MIGUEL COUNTY
CO DOT, FED PROJ# NHPP 145A-065
TELLURIDE, SAN MIGUEL COUNTY, COLORADO
PLAN VIEW

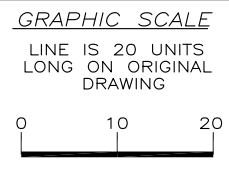
PROJECT NO.
190117BW
SHEET
1
OF 7



190117BW SH145 SAN MIGUEL COUNTY

THIS DRAWING IS FURNISHED SOLELY FOR THE USE OF OR IN CONNECTION WITH THIS PROJECT AND THE PROPRIETARY INFORMATION SHOWN HEREON IS NOT TO BE TRANSMITTED TO ANY OTHER ORGANIZATION WITHOUT SPECIFIC AUTHORIZATION BY THE HILFIKER COMPANY. HILFIKER RETAINING WALLS ARE PROTECTED BY ONE OR MORE OF THE FOLLOWING PATENTS: 243,613; 243,697; 288,616; 4,117,686; 4,329,089; 4,324,508; 4,391,557; 4,505,621; 4,343,318; 4,661,023; 4,856,939; 4,929,125; 5,076,735; 5,647,695; 5,722,799; 5,733,072; 6,357,970B1; 6,874,975B2; 7,033,118B2; AND OTHERS. OTHER PATENTS PENDING (2008)

REV.NO.	DATE	BY	DESCRIPTION
1	14 MAR 19	DH	SHOP DRAWINGS
2	8 MAY 19	DH	ADDRESS SHOP DRAWING COMMENTS



PROJ. MGR. LB
ENGINEER
CADD BY AH

HILFIKER RETAINING WALLS

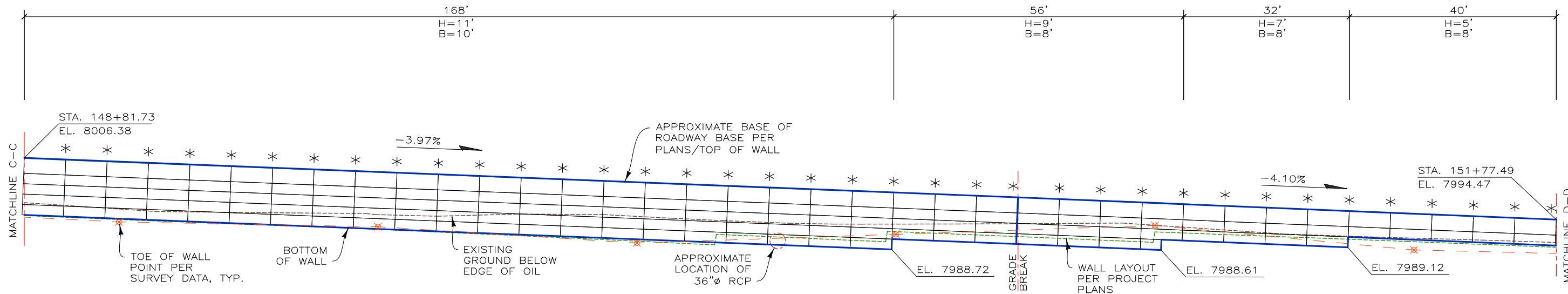
1902 Hilfiker Lane
Eureka, CA 95503-5711
TOLL-FREE 800.762.8962
PH 707.443.5093 FAX 707.443.2891
WEBSITE www.hilfiker.com E-MAIL info@hilfiker.com

SINCE 1902 QUALITY PRODUCTS

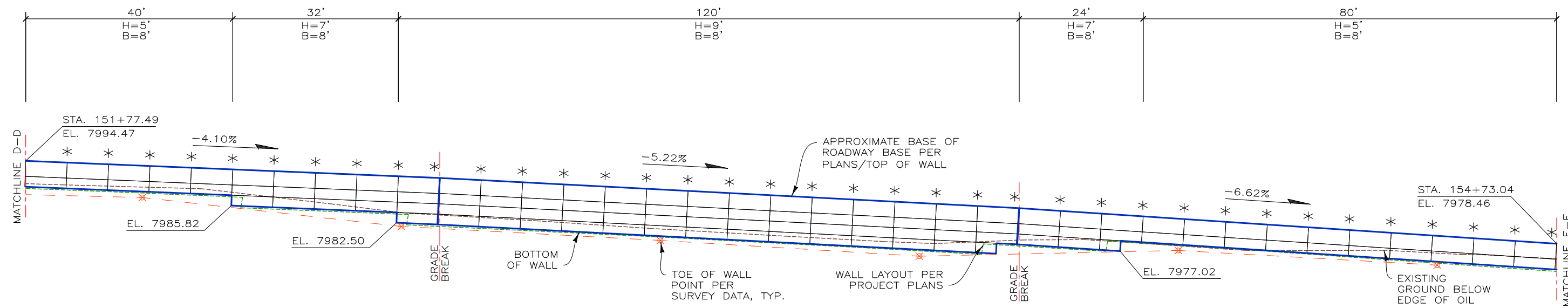
DWG DATE 12 FEB 19
REVISION DATE 8 MAY 19
SCALE NOTED

SHOP DRAWINGS
WELDED WIRE WALL
SHI45 SAN MIGUEL COUNTY
CO DOT, FED PROJ# NHPP 145A-065
TELLURIDE, SAN MIGUEL COUNTY, COLORADO
DEVELOPED ELEVATION

PROJECT NO. 190117BW
SHEET 2 OF 7



DEVELOPED ELEVATION (CONT'D)
SCALE: 1" = 20'



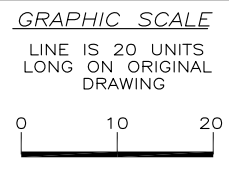
DEVELOPED ELEVATION (CONT'D)
SCALE: 1" = 20'

NOTE: * INDICATES THE APPROXIMATE LOCATION OF THE MIDDLE OF EACH 3' BACKING MAT

190117BW SH145 SAN MIGUEL COUNTY

THIS DRAWING IS FURNISHED SOLELY FOR THE USE OF OR IN CONNECTION WITH THIS PROJECT AND THE PROPRIETARY INFORMATION SHOWN HEREON IS NOT TO BE TRANSMITTED TO ANY OTHER ORGANIZATION WITHOUT SPECIFIC AUTHORIZATION BY THE HILFIKER COMPANY. HILFIKER RETAINING WALLS ARE PROTECTED BY ONE OR MORE OF THE FOLLOWING PATENTS: 2,433,613; 2,433,697; 2,886,616; 4,117,686; 4,329,089; 4,324,508; 4,391,557; 4,505,621; 4,343,318; 4,661,023; 4,856,939; 4,929,125; 5,076,735; 5,647,695; 5,722,799; 5,733,072; 6,357,970B1; 6,874,975B2; 7,033,118B2; AND OTHERS. OTHER PATENTS PENDING (2008)

REV. NO.	DATE	BY	DESCRIPTION
1	14 MAR 19	DH	SHOP DRAWINGS
2	8 MAY 19	DH	ADDRESS SHOP DRAWING COMMENTS



PROJ. MGR.
LB
ENGINEER
CADD BY
AH

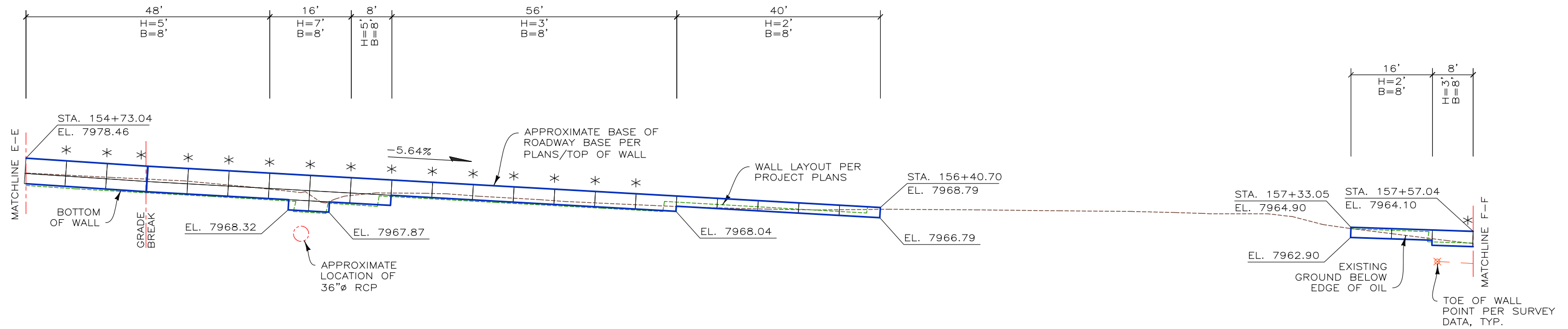
HILFIKER RETAINING WALLS

1902 HilfiKER Lane
Eureka, CA 95503-5711
TOLL-FREE 800.762.8962
PH 707.443.5093 FAX 707.443.2891
WEBSITE www.hilfiKER.com E-MAIL info@hilfiKER.com


DWG DATE
12 FEB 19
REVISION DATE
8 MAY 19
SCALE
NOTED

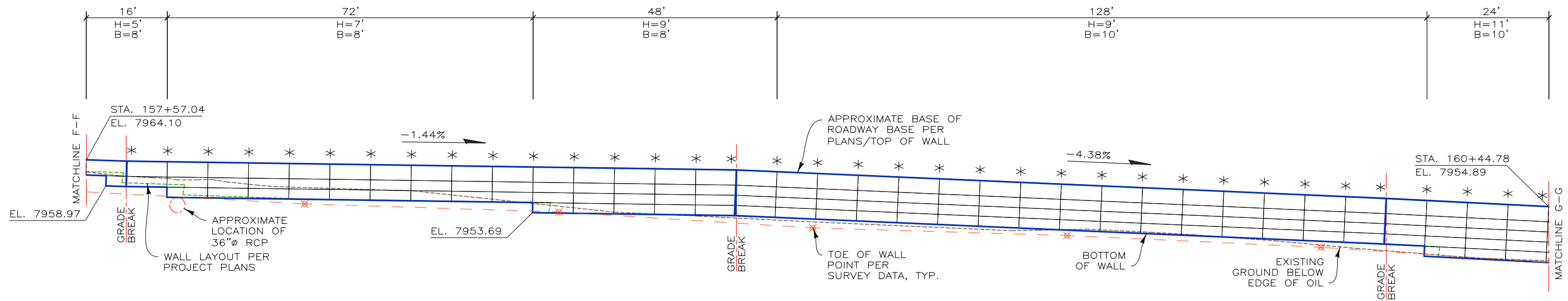
SHOP DRAWINGS
WELDED WIRE WALL
SHI45 SAN MIGUEL COUNTY
CO DOT, FED PROJ# NHPP 145A-065
TELLURIDE, SAN MIGUEL COUNTY, COLORADO
DEVELOPED ELEVATION

PROJECT NO.
190117BW
SHEET
3
OF 7



DEVELOPED ELEVATION (CONT'D)
SCALE: 1" = 20'

 B 8"x12" W9.5xW4.0
PRONGLESS AND CAP MATS



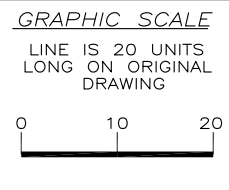
DEVELOPED ELEVATION (CONT'D)
SCALE: 1" = 20'

NOTE: * INDICATES THE APPROXIMATE LOCATION OF THE MIDDLE OF EACH 3' BACKING MAT

190117BW SH145 SAN MIGUEL COUNTY

THIS DRAWING IS FURNISHED SOLELY FOR THE USE OF OR IN CONNECTION WITH THIS PROJECT AND THE PROPRIETARY INFORMATION SHOWN HEREON IS NOT TO BE TRANSMITTED TO ANY OTHER ORGANIZATION WITHOUT SPECIFIC AUTHORIZATION BY THE HILFIKER COMPANY. HILFIKER RETAINING WALLS ARE PROTECTED BY ONE OR MORE OF THE FOLLOWING PATENTS: 243,613; 243,697; 288,616; 4,117,686; 4,329,089; 4,324,508; 4,391,557; 4,505,621; 4,343,318; 4,661,023; 4,856,939; 4,929,125; 5,076,735; 5,647,695; 5,722,799; 5,733,072; 6,357,970B1; 6,874,975B2; 7,033,118B2; AND OTHERS. OTHER PATENTS PENDING (2008)

REV. NO.	DATE	BY	DESCRIPTION
1	14 MAR 19	DH	SHOP DRAWINGS
2	8 MAY 19	DH	ADDRESS SHOP DRAWING COMMENTS



PROJ. MGR.
LB
ENGINEER
CADD BY
AH

HILFIKER RETAINING WALLS



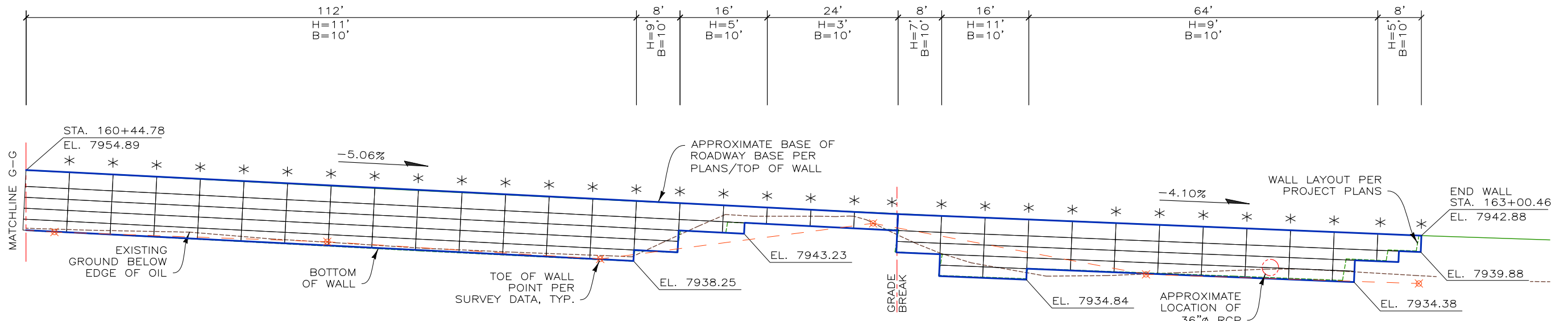
1902 Hilfiker Lane
Eureka, CA 95503-5711
TOLL-FREE 800.762.8962
PH 707.443.5093 FAX 707.443.2891
WEBSITE www.hilfiker.com E-MAIL info@hilfiker.com



DWG DATE
12 FEB 19
REVISION DATE
8 MAY 19
SCALE
NOTED

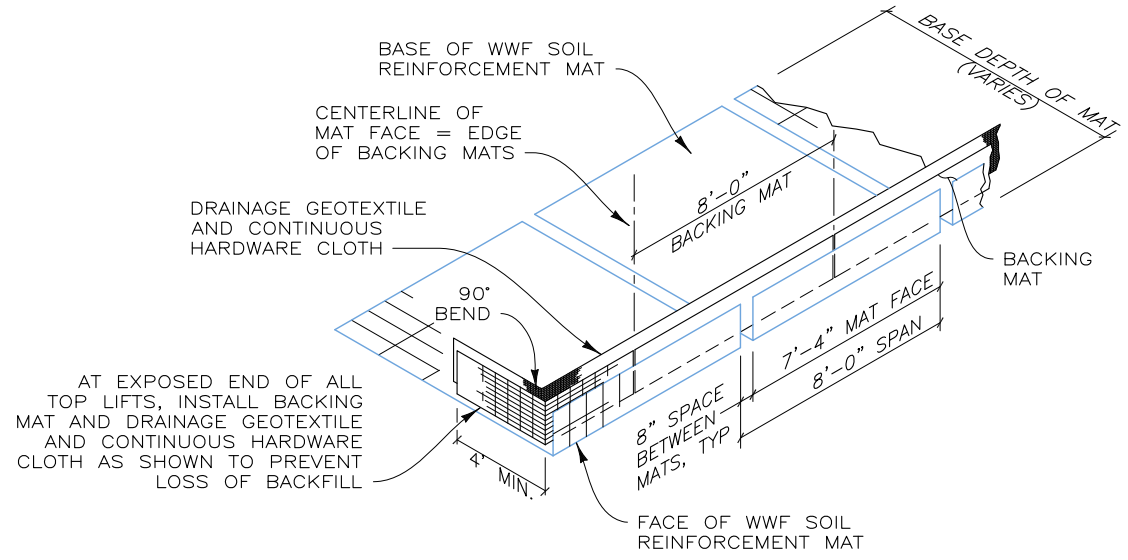
SHOP DRAWINGS
WELDED WIRE WALL
SH145 SAN MIGUEL COUNTY
CO DOT, FED PROJ# NHPP 145A-065
TELLURIDE, SAN MIGUEL COUNTY, COLORADO
DEVELOPED ELEVATION

PROJECT NO.
190117BW
SHEET
4
OF 7



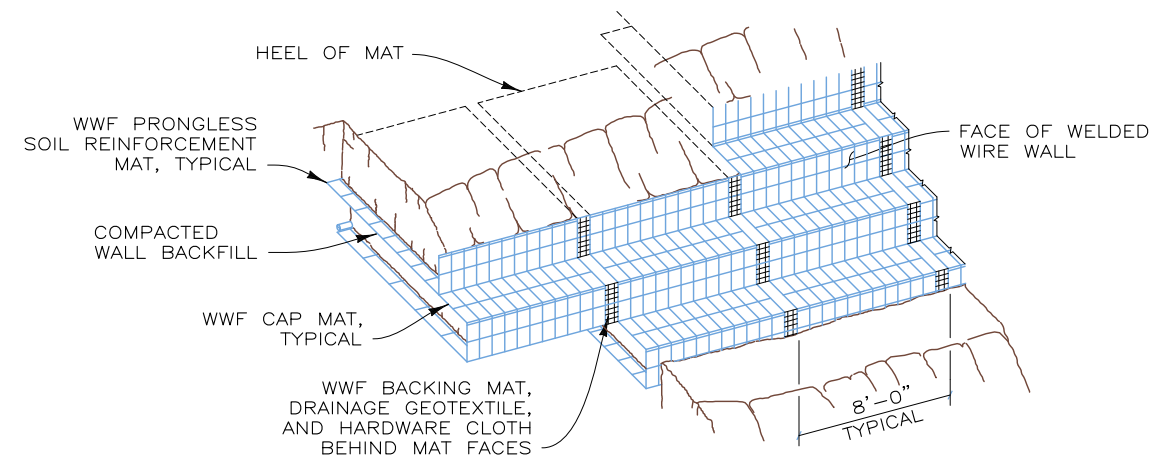
DEVELOPED ELEVATION (CONT'D)
SCALE: 1" = 20'

NOTE: * INDICATES THE APPROXIMATE LOCATION OF THE MIDDLE OF EACH 3' BACKING MAT



ISOMETRIC VIEW

WELDED WIRE WALL COMPONENTS WITH RETURN MAT
NOT TO SCALE

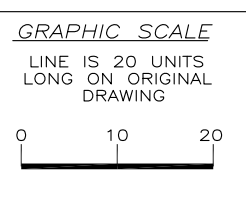


PICTORIAL ELEVATION
NOT TO SCALE

190117BW SH145 SAN MIGUEL COUNTY

THIS DRAWING IS FURNISHED SOLELY FOR THE USE OF OR IN CONNECTION WITH THIS PROJECT AND THE PROPRIETARY INFORMATION SHOWN HEREON IS NOT TO BE TRANSMITTED TO ANY OTHER ORGANIZATION WITHOUT SPECIFIC AUTHORIZATION BY THE HILFIKER COMPANY. HILFIKER RETAINING WALLS ARE PROTECTED BY ONE OR MORE OF THE FOLLOWING PATENTS: 2,433,613; 2,433,697; 2,886,616; 4,117,686; 4,329,089; 4,324,508; 4,391,557; 4,505,621; 4,343,318; 4,661,023; 4,856,939; 4,929,125; 5,076,735; 5,647,695; 5,722,799; 5,733,072; 6,357,970B1; 6,874,975B2; 7,033,118B2; AND OTHERS. OTHER PATENTS PENDING (2008)

REV.NO.	DATE	BY	DESCRIPTION
1	14 MAR 19	DH	SHOP DRAWINGS
2	8 MAY 19	DH	ADDRESS SHOP DRAWING COMMENTS



PROJ. MGR.
LB
ENGINEER
CADD BY
AH

HILFIKER RETAINING WALLS

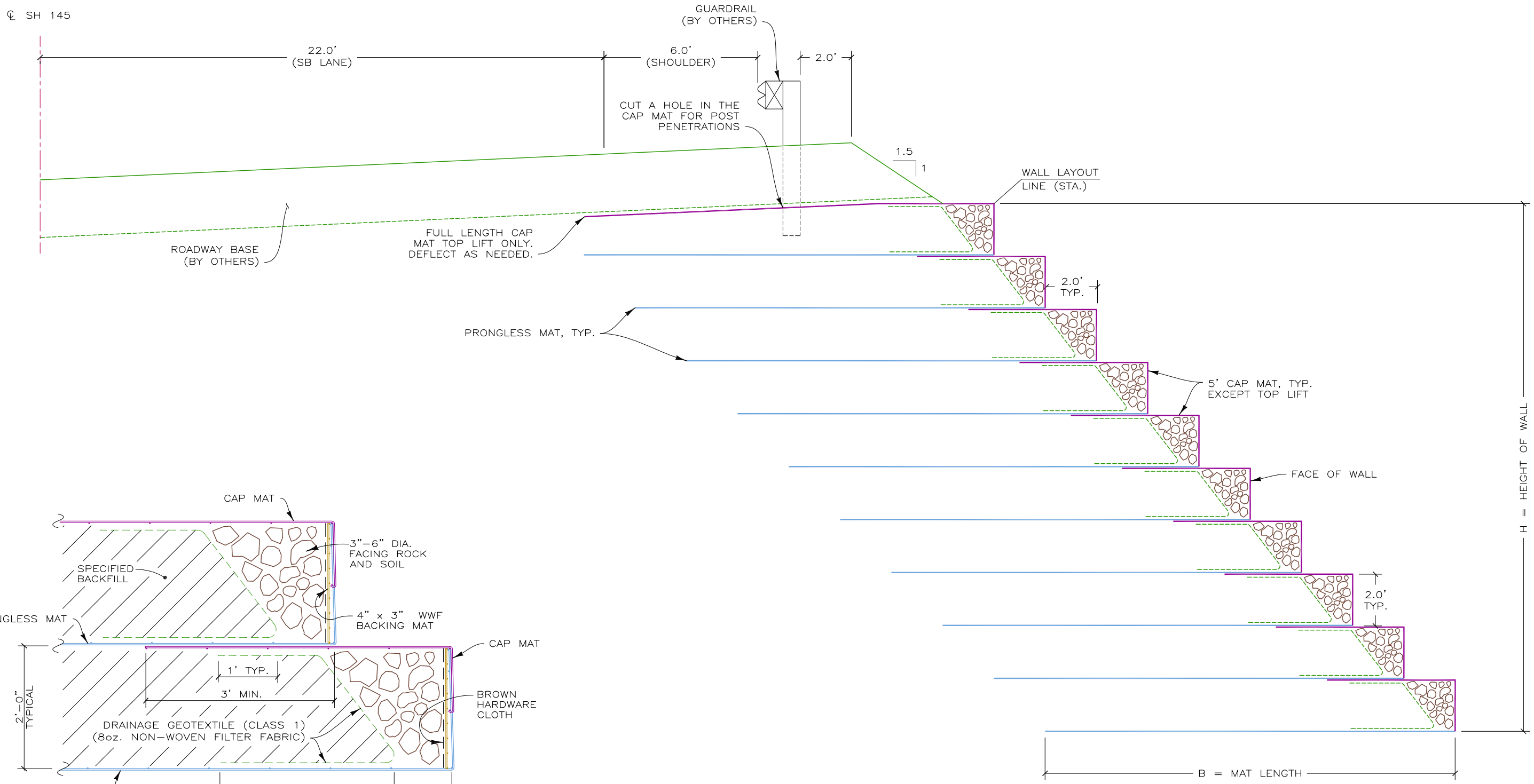
1902 Hilfiker Lane
Eureka, CA 95503-5711
TOLL-FREE 800.762.8962
PH 707.443.5093 FAX 707.443.2891
WEBSITE www.hilfiker.com E-MAIL info@hilfiker.com

DWG DATE
12 FEB 19
REVISION DATE
8 MAY 19
SCALE
NOTED

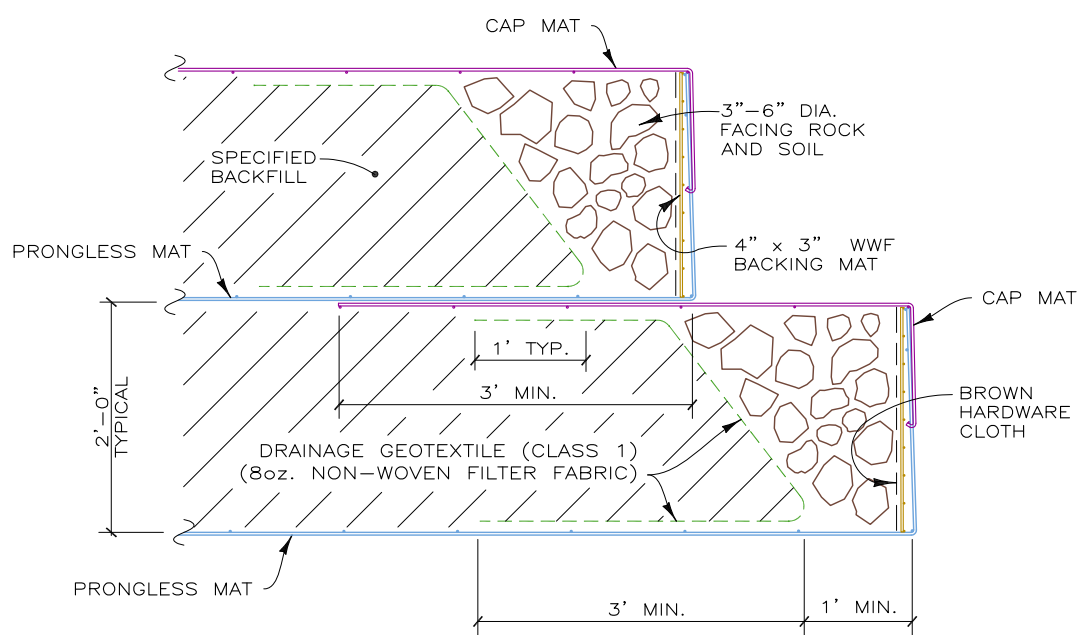
SHOP DRAWINGS
WELDED WIRE WALL
SHI45 SAN MIGUEL COUNTY
CO DOT, FED PROJ# NHPP 145A-065
TELLURIDE, SAN MIGUEL COUNTY, COLORADO
DEVELOPED ELEVATION AND DETAILS

PROJECT NO.
190117BW
SHEET
5
OF 7

190117BW SH145 SAN MIGUEL COUNTY



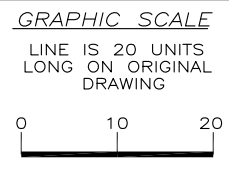
TYPICAL SECTION
SCALE: 5" = 20'



SECTION
WALL FACE DETAIL
NOT TO SCALE

THIS DRAWING IS FURNISHED SOLELY FOR THE USE OF OR IN CONNECTION WITH THIS PROJECT AND THE PROPRIETARY INFORMATION SHOWN HEREON IS NOT TO BE TRANSMITTED TO ANY OTHER ORGANIZATION WITHOUT SPECIFIC AUTHORIZATION BY THE HILFIKER COMPANY. HILFIKER RETAINING WALLS ARE PROTECTED BY ONE OR MORE OF THE FOLLOWING PATENTS: 243,613; 243,697; 288,616; 4,117,686; 4,329,089; 4,324,508; 4,391,557; 4,505,621; 4,343,318; 4,661,023; 4,856,939; 4,929,125; 5,076,735; 5,647,695; 5,722,799; 5,733,072; 6,357,970B1; 6,874,975B2; 7,033,118B2; AND OTHERS. OTHER PATENTS PENDING (2008)

REV. NO.	DATE	BY	DESCRIPTION
1	14 MAR 19	DH	SHOP DRAWINGS
2	8 MAY 19	DH	ADDRESS SHOP DRAWING COMMENTS



PROJ. MGR.
LB
ENGINEER
CADD BY
AH

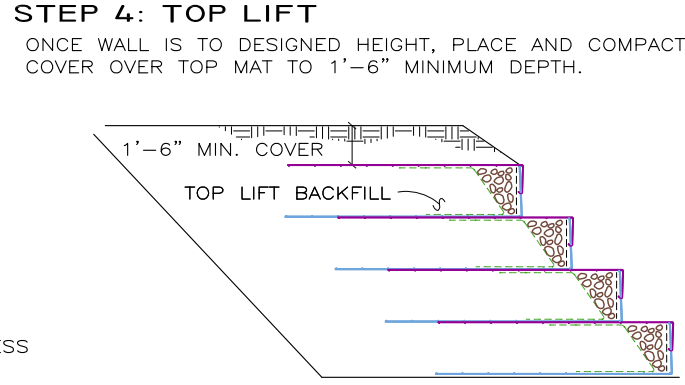
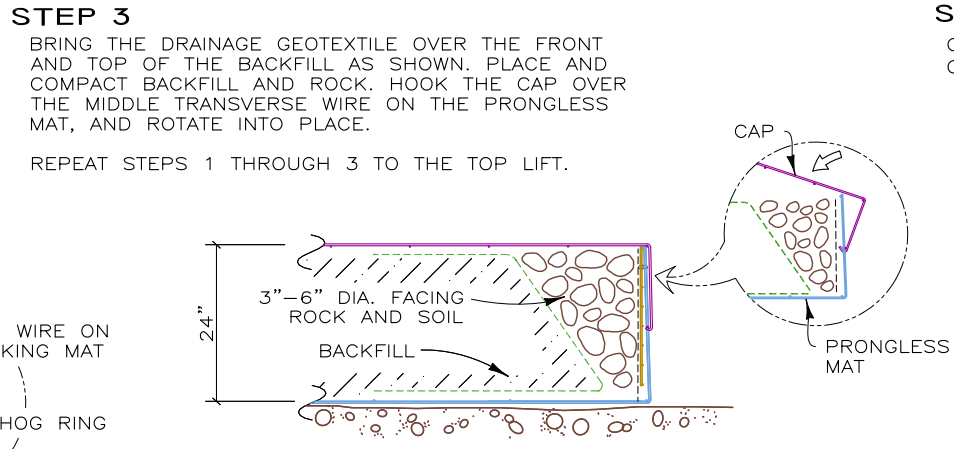
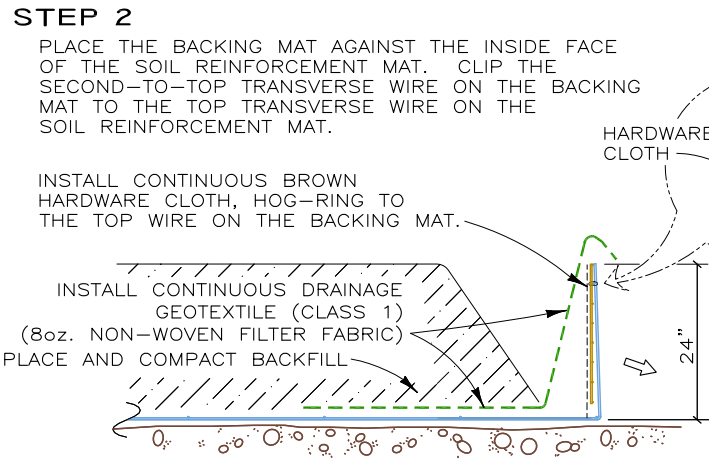

HILFIKER RETAINING WALLS

1902 Hilfiker Lane
Eureka, CA 95503-5711
TOLL-FREE 800.762.8962
PH 707.443.5093 FAX 707.443.2891
WEBSITE www.hilfiker.com E-MAIL info@hilfiker.com

DWG DATE
12 FEB 19
REVISION DATE
8 MAY 19
SCALE
NOTED

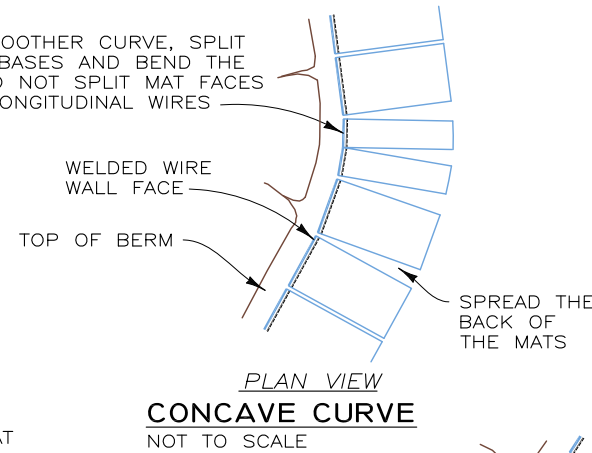
SHOP DRAWINGS
WELDED WIRE WALL
SHI45 SAN MIGUEL COUNTY
CO DOT, FED PROJ# NHPP 145A-065
TELLURIDE, SAN MIGUEL COUNTY, COLORADO
TYPICAL SECTION

PROJECT NO.
190117BW
SHEET
6
OF 7

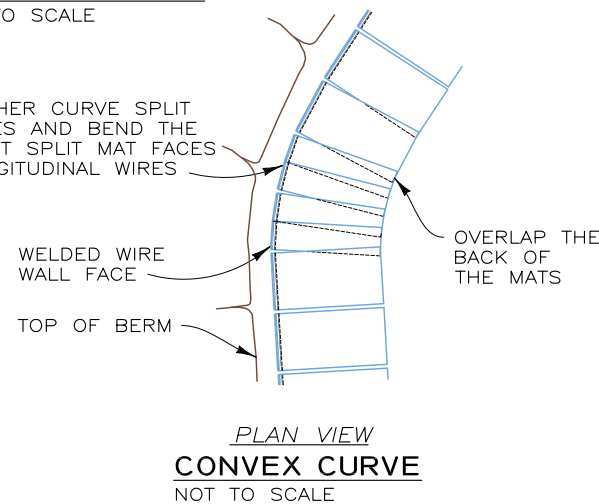


CONSTRUCTION SEQUENCE
NOT TO SCALE

FOR A SMOOTHER CURVE, SPLIT THE MAT BASES AND BEND THE FACES. DO NOT SPLIT MAT FACES OR CUT LONGITUDINAL WIRES

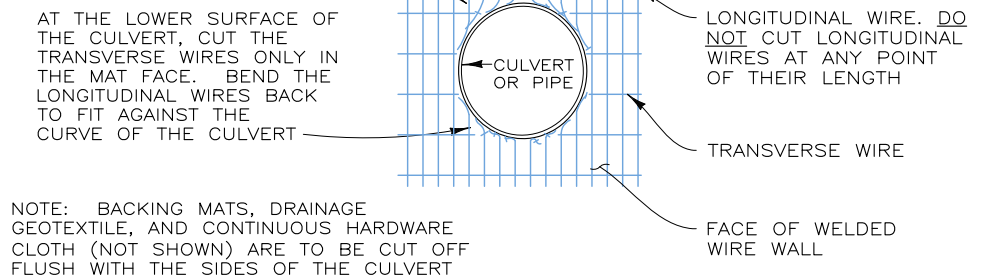


FOR A SMOOTHER CURVE SPLIT THE MAT BASES AND BEND THE FACES. DO NOT SPLIT MAT FACES OR CUT LONGITUDINAL WIRES



AT THE UPPER SURFACE OF THE CULVERT, CUT THE TRANSVERSE WIRES ONLY. BEND AND LIFT THE LONGITUDINAL WIRES IN THE BASE OF THE MAT TO FIT AGAINST THE SIDE OF THE CULVERT


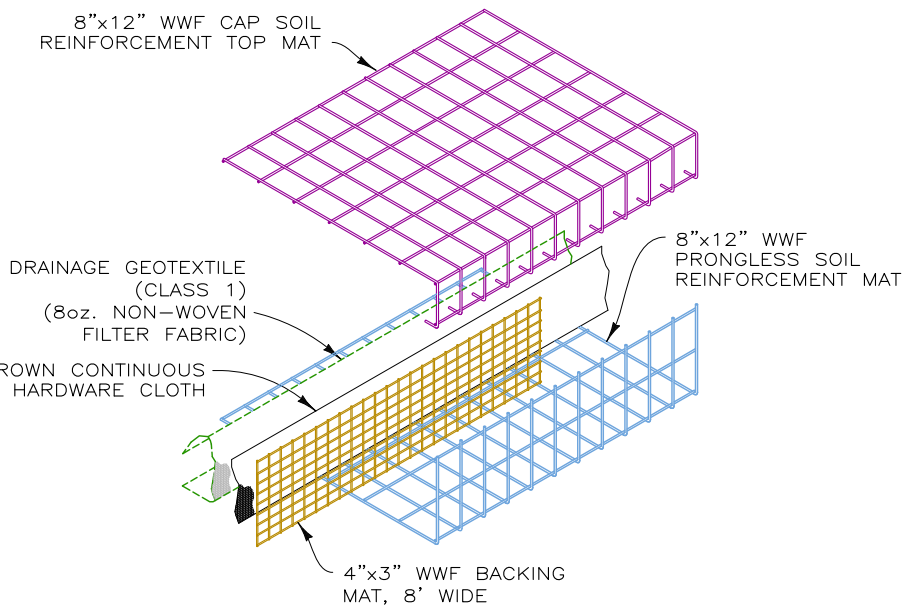
ANY LARGE GAP AT THE TOP OF THE CULVERT MAY BE CLOSED WITH BACKING MAT, DRAINAGE GEOTEXTILE, AND CONTINUOUS HARDWARE CLOTH, CUT TO FIT, OR USE LARGER ROCKS. SACKED CONCRETE SHALL NOT BE USED.



ELEVATION CULVERT THRU WALL FACE
NOT TO SCALE

PROJECT-SPECIFIC NOTES:

1. REFERENCE DRAWINGS: BASED ON PROJECT PLANS FROM COLORADO DEPARTMENT OF TRANSPORTATION NOT DATED (PRINT DATE NOVEMBER 15, 2018), SHEETS 64-69.
2. BLACK AND WHITE REPRODUCTION OF THIS COLOR ORIGINAL MAY REDUCE ITS EFFECTIVENESS AND LEAD TO INCORRECT INTERPRETATION.
3. IT IS ASSUMED THAT ALL MATERIALS, BACKFILL AND CONSTRUCTION METHODS FOR HILFIKER M.S.E. WALLS WILL CONFORM TO HILFIKER'S SPECIFICATIONS AND/OR THOSE OF THE HILFIKER ENGINEERING CONSULTANT.
4. THIS IS NOT AN ENGINEERED SUBMITTAL. ALL INFORMATION HEREON IS DERIVED FROM THE REFERENCE DRAWINGS, AND IS SUBJECT TO GEOMETRIC AND GEOTECHNICAL CONFIRMATION. THE APPLICABLE HILFIKER CONSTRUCTION GUIDE AND SPECIFICATIONS ARE AN INTEGRAL PART OF THIS SUBMITTAL.
5. UPON ENGINEERED DESIGN, HILFIKER RETAINING WALLS SHALL BE RESPONSIBLE ONLY FOR THE INTERNAL STABILITY OF THE RETAINING WALL, AND NOT FOR GLOBAL STABILITY OR FOUNDATION BEARING CAPACITY. THE OWNER/CONTRACTOR SHALL BE RESPONSIBLE FOR ALL JOB SITE DRAINAGE, SAFETY AND FALL PROTECTION PROVISIONS FOR WORKERS IN COMPLIANCE WITH OSHA AND ANY OTHER APPLICABLE REQUIREMENTS.
6. WALL DESIGN SHALL REQUIRE A NON-SATURATED BACKFILL. SURFACE AND SUBSURFACE DRAINAGE CONTROL MAY BE REQUIRED TO PREVENT SATURATION OF THE BACKFILL OR TO RELIEVE HYDROSTATIC PRESSURES. DRAINAGE CONTROL SHALL BE AS SPECIFIED IN THE OWNER'S PROJECT PLANS AND SPECIFICATIONS, OR AS DIRECTED BY THE OWNER'S ENGINEER.



PROJ. MGR. LB
ENGINEER
CADD BY AH

HILFIKER RETAINING WALLS

1902 Hilfiker Lane
Eureka, CA 95503-5711
TOLL-FREE 800.762.8962
PH 707.443.5093 FAX 707.443.2891
WEBSITE www.hilfiker.com E-MAIL info@hilfiker.com

SINCE 1902
QUALITY PRODUCTS

DWG DATE 12 FEB 19
REVISION DATE 8 MAY 19
SCALE NOTED

SHOP DRAWINGS
WELDED WIRE WALL
SHI45 SAN MIGUEL COUNTY
CO DOT, FED PROJ# NHPP 145A-065
TELLURIDE, SAN MIGUEL COUNTY, COLORADO
CONSTRUCTION SEQUENCE AND DETAILS

PROJECT NO. 190117BW
SHEET 7 OF 7

THIS DRAWING IS FURNISHED SOLELY FOR THE USE OF OR IN CONNECTION WITH THIS PROJECT AND THE PROPRIETARY INFORMATION SHOWN HEREON IS NOT TO BE TRANSMITTED TO ANY OTHER ORGANIZATION WITHOUT SPECIFIC AUTHORIZATION BY THE HILFIKER COMPANY. HILFIKER RETAINING WALLS ARE PROTECTED BY ONE OR MORE OF THE FOLLOWING PATENTS: 243,613; 243,697; 288,616; 4,117,686; 4,329,089; 4,324,508; 4,391,557; 4,505,621; 4,343,318; 4,661,023; 4,856,939; 4,929,125; 5,076,735; 5,647,695; 5,722,799; 5,733,072; 6,357,970B1; 6,874,975B2; 7,033,118B2; AND OTHERS. OTHER PATENTS PENDING (2008)